

formalighting












LV Track

48V Low Voltage Track System






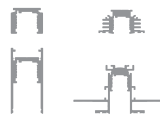



2020 | 21

48V Low Voltage Track System

48V Low Voltage Track System

<div>Polaris Low Voltage</div> <div></div> <div>p. 8</div>	<div>Polaris Wallwasher Low Voltage</div> <div></div> <div>p. 8</div>	<div>Polaris Opal Diffuser Low Voltage</div> <div></div> <div>p. 10</div>	<div>Polaris Extended Arm Low Voltage</div> <div></div> <div>p. 12</div>
<div>Zero Low Voltage</div> <div></div> <div>p. 14</div>	<div>Zero Zoom Low Voltage</div> <div></div> <div>p. 16</div>	<div>Ola Low Voltage</div> <div></div> <div>p. 18</div>	<div>Ola Zoom Low Voltage</div> <div></div> <div>p. 20</div>
<div>Rolo Low Voltage</div> <div></div> <div>p. 22</div>	<div>Dado Low Voltage</div> <div></div> <div>p. 22</div>	<div>Conos Low Voltage</div> <div></div> <div>p. 24</div>	

48V Low Voltage Track System

<div>Polaris Low Voltage Pendant</div> <div></div> <div>p. 26</div>	<div>Polaris Opal Diffuser Low Voltage Pendant</div> <div></div> <div>p. 28</div>		
<div>Pixo Low Voltage Pendant</div> <div></div> <div>p. 30</div>	<div>Pixo Zoom Low Voltage Pendant</div> <div></div> <div>p. 32</div>	<div>Palla Low Voltage Pendant</div> <div></div> <div>p. 34</div>	
<div>Low Voltage Track Options</div> <div></div> <div>p. 36</div>	<div>Accessories</div> <div></div> <div>p. 38</div>	<div>Driver Options</div> <div></div> <div>p. 42</div>	<div>Code Ordering System</div> <div></div> <div>p. 47</div>



2020
product
release

formalighting

New Low Voltage Track System

formalighting

MOTOLUX

Motorized Architectural Lighting

Formalighting's new 48V low voltage system is a flawless and flexible solution for any environment. Its miniature dimension helps to maintain a minimalist aesthetic.

The system offers deep recessed, recessed, surface and pendant mounted solutions. Our most popular formalighting and MOTOLUX – architectural motorized lighting – luminaires are now compatible with the 48V LV system.

The light modules are easy to insert or to remove from the track and immediately ready to work.

Our comprehensive portfolio also offers different types of optics (lens spot, opal diffuser, wallwasher) and beam angles. Specific solutions, such as beam shaping function, super narrow beam and high CRI performance are also available in the 48V LV system, offering designers more flexibility than any other low voltage system on the market.

Polaris Low Voltage

Low Voltage Track



Body

Track mounted 48V low voltage spotlight with light body in extruded aluminium.

Standard version is inclusive of Integrated diamond faceted no-dazzle screen in thermoplastic. Wallwasher version is inclusive of integrated louvre.

Integrated track adapter, compatible with different models of Stucchi low voltage track system.

Easy to insert and remove from the track.

Available in different configurations.

Accessories

No accessories available.

Finish

Powder coat in black or white. White version available also with integrated black thermoplastic screen.

LED sources

Light source options: High Power LED.
CRI: 90 | CCT: 3000K, 4000K.
Other CRI, CCT and Tuneable White options available on request.

Optic

Lens plus thermoplastic screen.
UGR < 16.
Five different beam angles available.
Wallwasher optic available.










Driver

Integrated 48V DC input.
Diming Options: 0-10V, DALI, Casambi.
Check page 42 for more details about diming options.

Applications

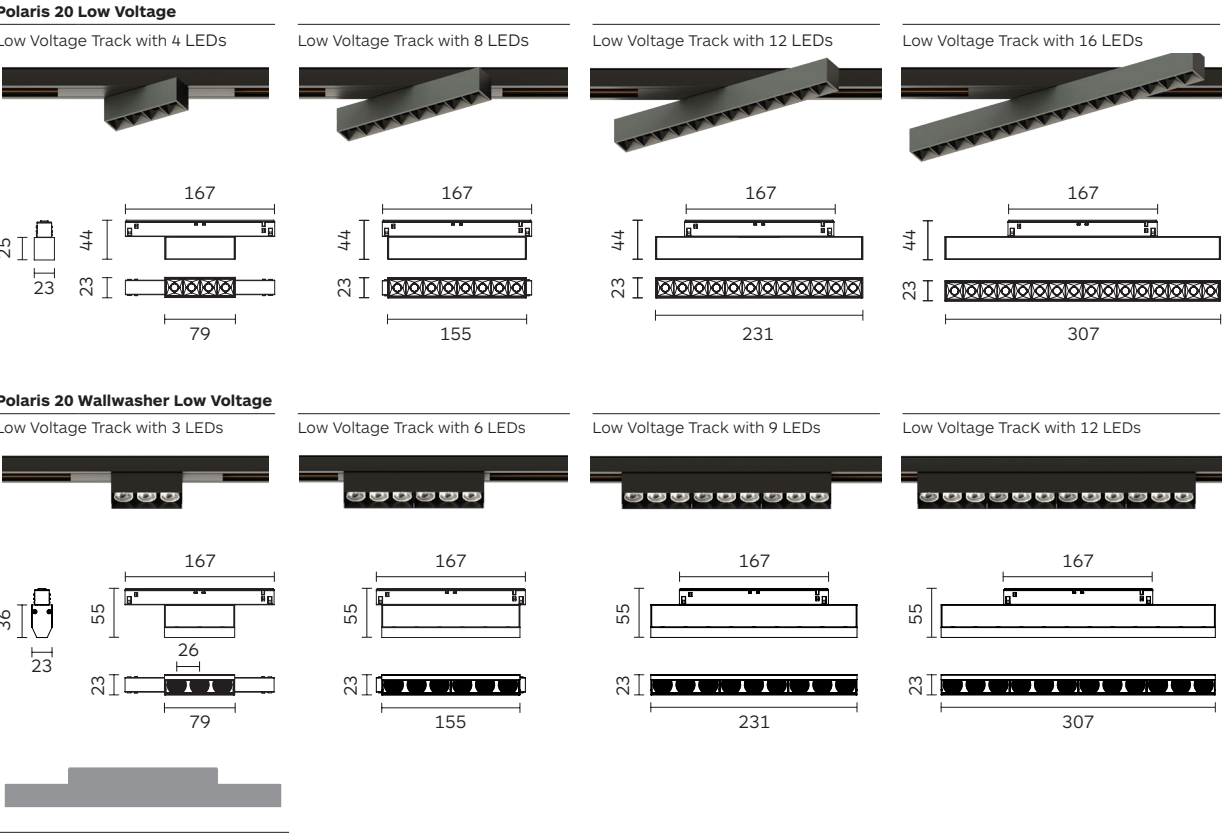
An innovative solution for high brilliance and performance. The light source is barely visible, as the miniature light heads create a high contrast and linear light emission. Application areas: residential, hotels, restaurants, retail, corridors.

Compatible with Low Voltage Track Types

- **2ST1**
Surface Track
- **2ST6**
Surface Track
Pendant Track
- **2ST2**
Surface Track
Pendant Track
- **2ST7**
Pendant Track
For Down Side
- **2ST9**
Pendant Track
For Down Side
- **2ST8**
Recessed Track
Trim
- **2ST3**
Recessed Track
Trimless
- **2ST5**
Recessed Track
Trimless
- **2STA**
Recessed Track
Trimless

More details please see P.37.

Polaris 20 Low Voltage & Polaris 20 Wallwasher Low Voltage



Code ordering example: **9 6 0 1 B 0 1 1 - 9 0 3 0 2 1 D 0 1 0**

	Product Code	Light Source Code*	>CRI	CCT**	LED Power	Nominal Lumen	Beam Angle (BA°)	Driver Options	Finish
Polaris 20 Low Voltage with 4 LEDs	9601	BO11 High Power LED	90	30 3000K 40 4000K	4x1W	520 lm	21 / 33 / 45 / 60	D0 No Dim DA Dali Dim DC CASAMBI D1 0-10V Dim	10 ■ Black 11 □ White
Polaris 20 Low Voltage with 8 LEDs	9602				8x1W	1040 lm			
Polaris 20 Low Voltage with 12 LEDs	9603				12x1W	1560 lm			
Polaris 20 Low Voltage with 16 LEDs	9604				16x1W	2080 lm			
Polaris 20 Wallwasher Low Voltage with 3 LEDs	9626				3x1W	384 lm			
Polaris 20 Wallwasher Low Voltage with 6 LEDs	9627	BN11 High Power LED			6x1W	768 lm	WW		
Polaris 20 Wallwasher Low Voltage with 9 LEDs	9628				9x1W	1152 lm			
Polaris 20 Wallwasher Low Voltage with 12LEDs	9629				12x1W	1536 lm			
						1680 lm			

Notes:

* For complete code ordering information, please see page 47.

** For other CCT options, please contact us.


17: white light body with black integrated louvre. For black body with white integrated louvre consult us.

WW: Wallwasher

For the most updated product information, please go to our website.

Polaris Opal Diffuser Low Voltage

Low Voltage Track



Body

Track mounted 48V low voltage spotlight with light body in extruded aluminium inclusive of white opal diffuser for soft and diffuse illumination.

Integrated track adapter, compatible with different models of Stucchi low voltage track system.

Easy to insert and remove from the track.

Accessories

No accessories available.

Finish

Powder coat in black or white.

LED sources

Light source options: High Power LED.
CRI: 90 | CCT: 3000K, 4000K.
Other CRI, CCT and Tuneable White options available on request.

Optic

Opal diffuser. Extra wide beam angle.










Driver

Integrated 48V DC input.
Diming Options: 0-10V, DALI, Casambi.
Check page 42 for more details about diming options.

Applications

An innovative solution for soft and diffuse illumination. The light source is barely visible, as the diffuser helps to create a morbid and uniform light emission.
Application areas: residential, hotels, restaurants, retail, corridors.

Compatible with Low Voltage Track Types

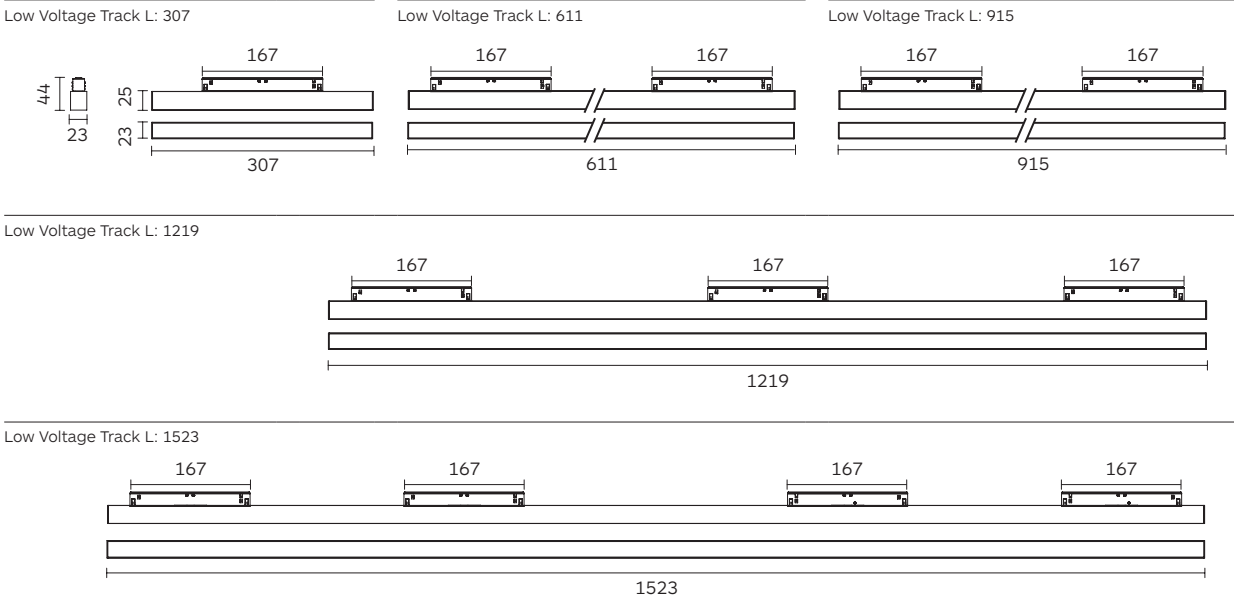
-  **2ST1** Surface Track
-  **2ST6** Surface Track Pendant Track
-  **2ST2** Surface Track Pendant Track
-  **2ST7** Pendant Track For Down Side
-  **2ST9** Pendant Track For Down Side
-  **2ST8** Recessed Track Trim
-  **2ST3** Recessed Track Trimless
-  **2ST5** Recessed Track Trimless
-  **2STA** Recessed Track Trimless

More details please see P.37.

Polaris 20 Opal Diffuser Low Voltage



Polaris 20 Opal Diffuser Low Voltage



Code ordering example: **9 6 0 5 B O 1 1 - 9 0 3 0 O D D 0 1 0**

	Product Code	Light Source Code*	>CRI	CCT**	LED Power	Nominal Lumen	Beam Angle (BA°)	Driver Options	Finish
Polaris 20 Opal Diffuser Low Voltage L: 307	9605	BO11 High Power LED	90	30 3000K	16W	2080 lm	OD Opal Diffuser	D0 No Dim	10 ■ Black
				40 4000K		2400 lm		DA Dali Dim	11 □ White
Polaris 20 Opal Diffuser Low Voltage L: 611	9606				32W	4160 lm		DC CASAMBI	
						4800 lm		D1 0-10V Dim	
Polaris 20 Opal Diffuser Low Voltage L: 915	9607				48W	6240 lm			
						7200 lm			
Polaris 20 Opal Diffuser Low Voltage L: 1219	9608				64W	8320 lm			
						9600 lm			
Polaris 20 Opal Diffuser Low Voltage L: 1523	9609				80W	10400 lm			
						12000 lm			

Notes:

* For complete code ordering information, please see page 47.
** For other CCT options, please contact us.
For the most updated product information, please go to our website.

Polaris Extended Arm Low Voltage

Low Voltage Track with 4 / 8 / 12 / 16 LEDs



Body

Track mounted 48V low voltage spotlight with light body and arm in extruded aluminium inclusive of Integrated diamond faceted no-dazzle screen in thermoplastic.

Integrated track adapter, compatible with different models of Stucchi low voltage track system.

Easy to insert and remove from the track. Versatile aiming angle tiltable vertically 90°.

Available in configurations of multiple of 4 LEDs.

Accessories

No accessories available.

Finish

Powder coat in black or white. White version available also with integrated black thermoplastic screen.

LED sources

Light source options: High Power LED.
CRI: 90 | CCT: 3000K, 4000K.
Other CRI, CCT and Tuneable White options available on request.

Optic

Lens plus thermoplastic screen.
UGR < 16.
Four different beam angles available.










Driver

Integrated 48V DC input.
Diming Options: 0-10V, DALI, Casambi.
Check page 42 for more details about diming options.

Applications

An innovative solution to illuminate object on a wall. A modern alternative to the traditional picture lights.
Application areas: residential, hotels, restaurants, retail, corridors.

Compatible with Low Voltage Track Types

-  **2ST1** Surface Track
-  **2ST6** Surface Track Pendant Track
-  **2ST2** Surface Track Pendant Track
-  **2ST7** Pendant Track For Up & Down
-  **2ST9** Pendant Track For Up & Down
-  **2ST8** Recessed Track Trim
-  **2ST3** Recessed Track Trimless
-  **2ST5** Recessed Track Trimless
-  **2STA** Recessed Track Trimless

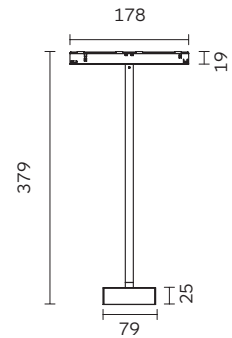
More details please see P.37.

Polaris 20 Extended Arm Low Voltage

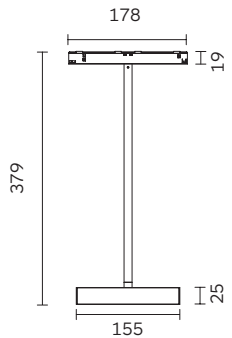


Polaris 20 Extended Arm

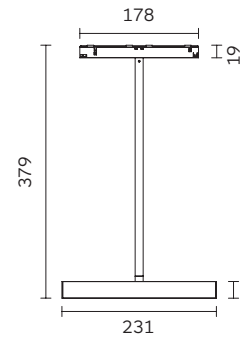
Low Voltage Track with 4 LEDs



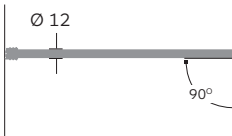
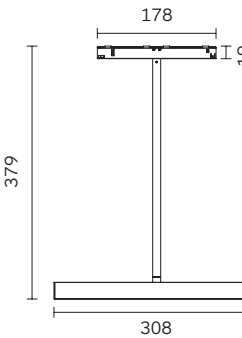
Low Voltage Track with 8 LEDs



Low Voltage Track with 12 LEDs



Low Voltage Track with 16 LEDs



Code ordering example: **9 6 1 0 B 0 1 1 - 9 0 3 0 2 1 D 0 1 0**

	Product Code	Light Source Code*	>CRI	CCT**	LED Power	Nominal Lumen	Beam Angle (BA°)	Driver Options	Finish
Polaris 20 Extended Arm Low Voltage with 4 LEDs	9610	B011 High Power LED	90	30 3000K	4x1W	520 lm	21 / 33 / 45 / 60	D0 No Dim	10 ■ Black
				40 4000K		600 lm		DA Dali Dim	11 □ White
Polaris 20 Extended Arm Low Voltage with 8 LEDs	9611				8x1W	1040 lm		DC CASAMBI	17 ▣ B/W
						1200 lm		D1 0-10V Dim	
Polaris 20 Extended Arm Low Voltage with 12 LEDs	9612				12x1W	1560 lm			
						1800 lm			
Polaris 20 Extended Arm Low Voltage with 16 LEDs	9613				16x1W	2080 lm			
						2400 lm			

Notes:

* For complete code ordering information, please see page 47.
** For other CCT options, please contact us.
17: white light body with black integrated louvre. For black body with white integrated louvre consult us.
For the most updated product information, please go to our website.

Zero Low Voltage

Low Voltage Track 40 | 66 | 100



Body

Track mounted 48V low voltagespotlight with lighthead and arm in aluminium.

Integrated track adapter, compatible with different models of Stucchi low voltage track system.

Easy to insert and remove from the track. Designed for passive cooling.

Available in three different sizes (40, 66, 100).

Versatile aiming angle tiltable vertically 0°-90° and rotatable horizontally 360°.

Accessories

Coulored filters, linear spred, honeycomb louvre, visor, anti-glare tube.

Finish

Powder coat in black or white colour.

LED sources

Light source options: COB LED. High Power LED. CRI: 90 | CCT: 3000K, 4000K, Tuneable White. Other CRI and CCT options available on request.

Optic

Lens. Super narrow (7°), narrow, medium and wide beam angle available.

Driver

Integrated 48V DC input. Diming Options: 0-10V, DALI, Casambi. Check page 42 for more details about diming options.

Applications

A modern design consisting for the purpose to meet the highest requirements of the latest advanced lighting technology. Application areas: retail, museums, hospitality, residential, offices, lobbies.

Compatible with Low Voltage Track Types



2ST1
Surface Track



2ST6
Surface Track
Pendant Track



2ST7
Pendant Track
For Up & Down



2ST9
Pendant Track
For Up Side



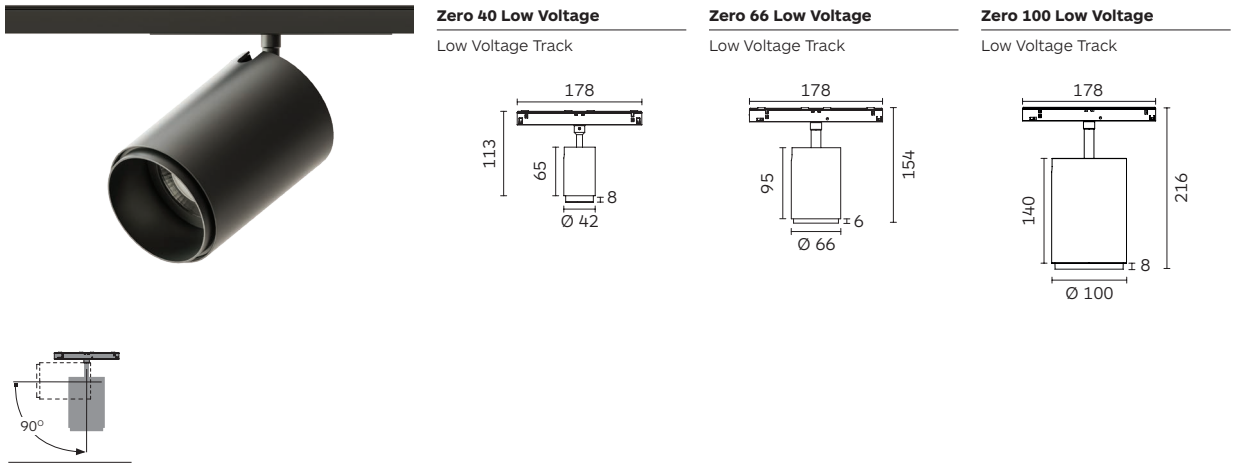
2ST8
Recessed Track
Trim



2ST3
Recessed Track
Trimless

More details please see P.37.

Zero Low Voltage



Code ordering example: **9 6 1 4 B R 2 1 - 9 0 3 0 0 7 D 0 1 0**

	Product Code	Light Source Code*	>CRI	CCT**	LED Power	Nominal Lumen	Beam Angle (BA°)	Driver Options	Finish
Zero 40 Low Voltage	9614	BR21 High Power LED	90	30 3000K	4W	400 lm	07 / 24 / 36	D0 No Dim	10 ■ Black 11 □ White
		BC31 COB LED		40 4000K	6W	430 lm	16 / 26 / 36	DA Dali Dim	
		BU11 TW COB LED	TW 2700K-6500K		7W	650 lm	18 / 28 / 40	DC CASAMBI	
		BR21 High Power LED		30 3000K	6W	530 lm	05	D1 0-10V Dim	
Zero 66 Low Voltage	9615	BC22 COB LED		40 4000K	12W	580 lm	16 / 25 / 36		
						1550 lm			
		IU21 TW COB LED		TW 2700K-6500K	13W	1290 lm	16 / 25 / 48		
Zero 100 Low Voltage	9616	BR21 4xHigh Power LED	30	3000K	21W	1862 lm	07 / 24 / 36		
				40 4000K		1920 lm			
		BC33 COB LED			21W	2280 lm	15 / 23 / 36		
						2490 lm			
		IU31 TW COB LED	TW	2700K-6500K	19W	1900 lm	20 / 29 / 41		

Optical Accessories

Product / Optical Accessories	Coloured Filters Colours 25, 42, 55, 85	Linear Spread Colour 41	Honeycomb Louvre Colour 10	Visor Colours 10, 17	Anti-glare Tube Colours 10, 17
Zero 66 Low Voltage	2D63*	2D62*	2C65	2D94	2D67
Zero 100 Low Voltage	2E10*	2E12*	2C66	2E14	2E16

* With holder

Notes:

* For complete code ordering information, please see page 47.

** For other CCT options, please contact us.

For the most updated product information, please go to our website.

Zero Zoom Low Voltage

Low Voltage Track 80



Body

Track mounted 48V low voltagespotlight with lighthead and arm in cast aluminium.

Integrated track adapter, compatible with different models of Stucchi low voltage track system.

Easy to insert and remove from the track. Beam Angle manually adjustable trough ring rotation, from 10° to 35°.

Designed for passive cooling.

Versatile aiming angle tiltable vertically 0°-90° and rotatable horizontally 360°.

Accessories

No accessories available.

Finish

Powder coat in black or white colour.

LED sources

Light source options: COB LED.
CRI: 90 | CCT: 3000K, 4000K.
Other CRI and CCT options available on request.

Optic

Lens.
Adjustable beam angle (10-35°)

Driver

Integrated 48V DC input.
Diming Options: 0-10V, DALI, Casambi.
Check page 42 for more details about diming options.

Applications

A modern design consisting for the purpose to meet the highest requirements of the latest advanced lighting technology.
Application areas: retail, museums, hospitality, residential, offices, lobbies.

Compatible with Low Voltage Track Types



2ST1
Surface Track



2ST6
Surface Track
Pendant Track



2ST7
Pendant Track
For Up & Down



2ST9
Pendant Track
For Up Side



2ST8
Recessed Track
Trim



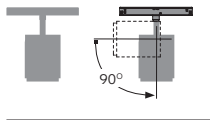
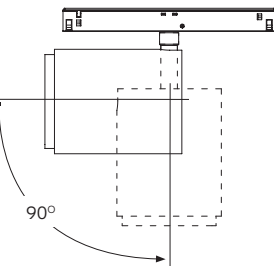
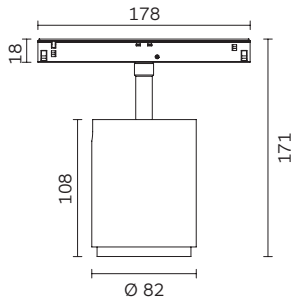
2ST3
Recessed Track
Trimless

More details please see P.37.

Zero Zoom 80 Low Voltage



Zero Zoom 80 Low Voltage
Low Voltage Track



Code ordering example: **9 6 1 7 B C 3 1 - 9 0 3 0 B S D 0 1 0**

	Product Code	Light Source Code*	>CRI	CCT**	LED Power	Nominal Lumen	Beam Angle (BA°)	Driver Options	Finish	
Zero Zoom 80 Low Voltage	9617	BC31	COB LED	90	30 3000K	11W	1160 lm	BS (10-35°)	D0 No Dim	10 ■ Black
					40 4000K		1260 lm		DA Dali Dim	11 □ White
									DC CASAMBI	
								D1 0-10V Dim		

Notes:
* For complete code ordering information, please see page 47.
** For other CCT options, please contact us.
For the most updated product information, please go to our website.
BS: Beam shaping, Beam Angle: 10-35°, 35° field angle.

Ola Low Voltage

Low Voltage Track 55 | 100 | 130



Body

Track mounted 48V low voltage spotlight with lighthouse and arm in cast aluminium. Integrated track adapter, compatible with different models of Stucchi low voltage track system.

Easy to insert and remove from the track. Light head designed for passive cooling.

Available in three different sizes.

Versatile aiming angle tiltable vertically 0°-90° in two directions and rotatable horizontally 360°.

Accessories

No accessories available.

Finish

Powder coat in black or white colour.

LED sources

Light source options: COB LED. High Power LED. CRI: 90 | CCT: 3000K, 4000K. Other CRI and CCT options available on request.

Optic

Lens. Super narrow (7°), narrow, medium, wide and wallwasher beam angle available.


Driver


Integrated 48V DC input. Dimming Options: 0-10V, DALI, Casambi. Check page 42 for more details about dimming options.

Applications

A chic and alluring light fixture, designed by formalighting's passionate engineers. His circular shaped classic design easily integrated into various architectural environments. Application areas: retail, museums, residential, restaurants.


Compatible with Low Voltage Track Types

 **2ST1**
Surface Track

 **2ST6**
Surface Track Pendant Track

 **2ST7**
Pendant Track For Down Side

 **2ST8**
Recessed Track Trim

 **2ST3**
Recessed Track Trimless

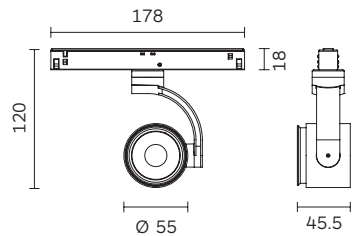
More details please see P.37.

Ola Low Voltage



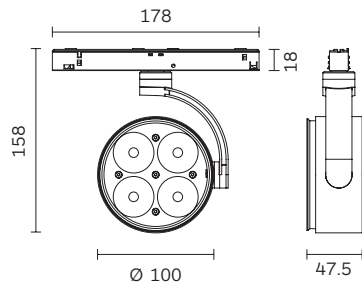
Ola 55 Low Voltage

Low Voltage Track



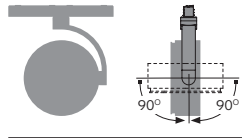
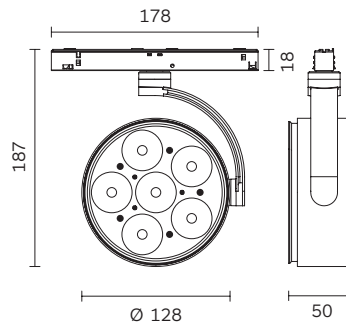
Ola 100 Low Voltage

Low Voltage Track



Ola 130 Low Voltage

Low Voltage Track



Code ordering example: **9 6 1 8 B C 2 2 - 9 0 3 0 1 8 D 0 1 0**

	Product Code	Light Source Code*	>CRI	CCT**	LED Power	Nominal Lumen	Beam Angle (BA°)	Driver Options	Finish
Ola 55 Low Voltage Track	9618	BC22 COB LED	90	30 3000K	9W	1140 lm	18 / 24 / 36	D0 No Dim	10 ■ Black
		BR21 High Power LED		40 4000K	4W	1270 lm		DA Dali Dim	11 □ White
						430 lm	07	DC CASAMBI	
Ola 100 Low Voltage Track	9619	BC33 COB LED			17W	1934 lm	15 / 24 / 38		
		BR21 4xHigh Power LED			16W	1760 lm	07 / 24 / 36		
						1930 lm			
Ola 130 Low Voltage Track	9620	BC33 COB LED			25W	2760 lm	12 / 22 / 32		
		BR11 12x Mid Power LED			24W	2550 lm	10 / 23 / 46 / WW		
						2730 lm			
		BR21 6x High Power LED			20W	2320 lm	07 / 24 / 36		
						2560 lm			

Notes:

* For complete code ordering information, please see page 47.

** For other CCT options, please contact us.

WW: Wallwasher

For the most updated product information, please go to our website.

Ola Zoom Low Voltage

Low Voltage Track 100



Body

Track mounted 48V low voltage spotlight with lighthouse and arm in cast aluminium.

Integrated track adapter, compatible with different models of Stucchi low voltage track system.

Easy to insert and remove from the track. Light head designed for passive cooling. Beam Angle manually adjustable through ring rotation, from 10° to 35°.

Versatile aiming angle tiltable vertically 0°-90° in two directions and rotatable horizontally 360°.

Accessories

No accessories available.

Finish

Powder coat in black or white colour.

LED sources

Light source options: COB LED.
CRI: 90 | CCT: 3000K, 4000K.
Other CRI and CCT options available on request.

Optic

Lens.
Adjustable beam angle (10-35°)


Driver

Integrated 48V DC input.
Dimming Options: 0-10V, DALI, Casambi.
Check page 42 for more details about dimming options.

Applications


A chic and alluring light fixture, designed by formalighting's passionate engineers. His circular shaped classic design easily integrated into various architectural environments. Application areas: retail, museums, residential, restaurants.


Compatible with Low Voltage Track Types

 **2ST1**
Surface Track

 **2ST6**
Surface Track
Pendant Track

 **2ST7**
Pendant Track
For Down Side

 **2ST8**
Recessed Track
Trim

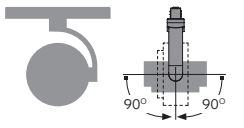
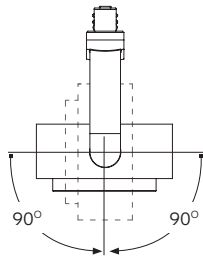
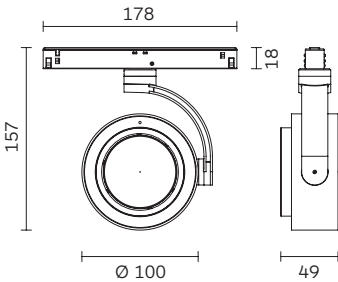
 **2ST3**
Recessed Track
Trimless

More details please see P.37.

Ola Zoom 100 Low Voltage



Ola Zoom 100 Low Voltage
Low Voltage Track



Code ordering example: **9 6 2 1 B C 3 1 - 9 0 3 0 B S D 0 1 0**

	Product Code	Light Source Code*	>CRI	CCT**	LED Power	Nominal Lumen	Beam Angle (BA°)	Driver Options	Finish
Ola Zoom 100 Low Voltage	9621	BC31 COB LED	90	30 3000K	11W	1160 lm	BS (10-35°)	D0 No Dim	10 ■ Black
				40 4000K		1260 lm		DA Dali Dim	11 □ White
								DC CASAMBI	
								D1 0-10V Dim	

Notes:
* For complete code ordering information, please see page 47.
** For other CCT options, please contact us.
For the most updated product information, please go to our website.
BS: Beam shaping, Beam Angle: 10-35°, 35° field angle.

Rolo & Dado Low Voltage

Rolo designed by Simon Fisher



Body

Track mounted 48V low voltage spotlights with light-head and arm in cast aluminium.

Integrated track adapter, compatible with different models of Stucchi low voltage track system.

Easy to insert and remove from the track.

Versatile aiming angle tiltable vertically 0°-90° in two directions and rotatable horizontally 360°.

Accessories

No accessories available.

Finish

Powder coat in black, white or grey colour.

LED sources

Light source options: COB LED. High Power LED.
CRI: 90 | CCT: 3000K, 4000K.
Other CRI and CCT options available on request.

Optic

Lens.
Narrow, medium and wide beam angle available.


Driver


Integrated 48V DC input.
Diming Options: 0-10V, DALI, Casambi.
Check page 42 for more details about diming options.

Applications

A versatile and very directional tiny spotlight. The very compact sizes make it ideal for applications where the distance between ceiling and spot is an issue.
Application areas: retail, museums, residential, hospitality, window displays.


Compatible with Low Voltage Track Types

 **2ST1**
Surface Track

 **2ST6**
Surface Track
Pendant Track

 **2ST7**
Pendant Track
For Down Side

 **2ST8**
Recessed Track
Trim

 **2ST3**
Recessed Track
Trimless

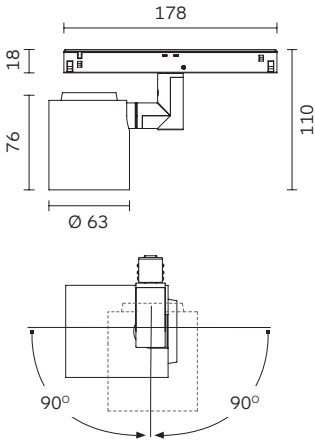
More details please see P.37.

Rolo Low Voltage & Dado Low Voltage



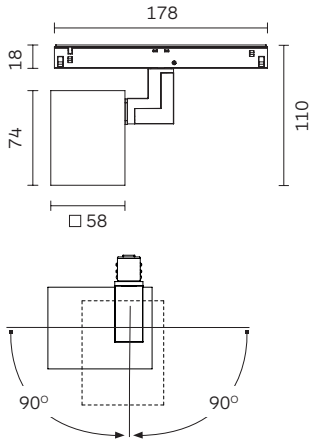

Rolo Low Voltage

Low Voltage Track



Dado Low Voltage

Low Voltage Track



Code ordering example: **9 6 2 4 B R 2 1 - 9 0 3 0 0 7 D 0 1 0**

	Product Code	Light Source Code*	>CRI	CCT**	LED Power	Nominal Lumen	Beam Angle (BA°)	Driver Options	Finish
Rolo Low Voltage	9624	BR21 High Power LED	90	30 3000K	4W	400lm	07	D0 No Dim	10 ■ Black
Dado Low Voltage	9625	BC31 COB LED		40 4000K		430lm		DA Dali Dim	11 □ White
					11W	1080lm	11 / 16 / 32	DC CASAMBI	75 ■ Grey
		GU53 ^{#1} Retrofit MR16-GU5.3	00	00	/	/	00	D1 0-10V Dim	
								DP Phase Dim	

Notes:
* For complete code ordering information, please see page 47.
** For other CCT options, please contact us.
#1 GU5.3 Retrofit LED bulb not included, max power 12W.
For the most updated product information, please go to our website.

Conos Low Voltage

Low Voltage Track 68



Body

Track mounted 48V low voltage spotlight with light-head and arm in cast aluminium.

Integrated track adapter, compatible with different models of Stucchi low voltage track system.

Easy to insert and remove from the track. Equipped with super pure aluminium reflector.

Versatile aiming angle tiltable vertically 0°-90° and rotatable horizontally 360°.

Accessories

Honeycomb louvre.

Finish

Powder coat in black, white or grey colour.

LED sources

Light source options: COB LED.
CRI: 90 | CCT: 3000K, 4000K.
Other CRI and CCT options available on request.

Optic

Lens.
Narrow, medium and wide beam angle available.










Driver

Integrated 48V DC input.
Diming Options: 0-10V, DALI, Casambi.
Check page 42 for more details about diming options.

Applications

A concept in spotlight design with continuous line applications for the benefit of increasing the possibility of display lighting. ideal fitting to illuminate small spaces.
Application areas: retail, museums, residential, hospitality, window displays.

Compatible with Low Voltage Track Types

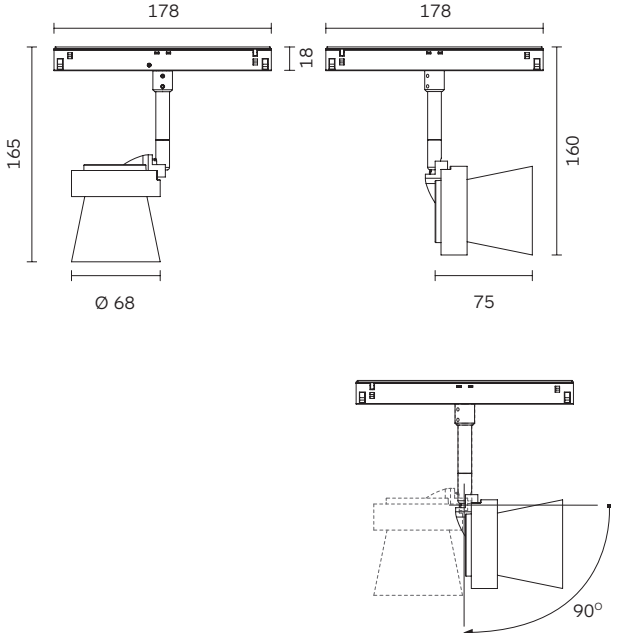
-  **2ST1**
Surface Track
-  **2ST6**
Surface Track
Pendant Track
-  **2ST2**
Surface Track
Pendant Track
-  **2ST7**
Pendant Track
For Up & Down
-  **2ST9**
Pendant Track
For Up & Down
-  **2ST8**
Recessed Track
Trim
-  **2ST3**
Recessed Track
Trimless
-  **2ST5**
Recessed Track
Trimless
-  **2STA**
Recessed Track
Trimless

More details please see P.37.

Conos 68 Low Voltage




Conos 68 Low Voltage
Low Voltage Track



Code ordering example: **9 6 2 3 B C 3 1 - 9 0 3 0 1 1 D 0 1 0**

	Product Code	Light Source Code*	>CRI	CCT	LED Power	Nominal Lumen	Beam Angle (BA°)	Driver Options	Finish
Conos 68 Low Voltage	9623	BC31 COB LED	90	30 3000K	11W	1080 lm	11 / 16 / 32	D0 No Dim	10 ■ Black
				40 4000K		1180 lm		DA Dali Dim	11 □ White
								DC CASAMBI	75 ■ Grey
								D1 0-10V Dim	
								DP Phase Dim	
		GU53 ^{#1} Retrofit MR16-GU5.3	00	00	/	/	00		

Optical Accessories




Product / Optical Accessories	Honeycomb Louvre Colour 10
Conos 68 Low Voltage Track	2B95

* With holder

Notes:
* For complete code ordering information, please see page 47.
** For other CCT options, please contact us.
#1 GU5.3 Retrofit LED bulb not included, max power 12W.
For the most updated product information, please go to our website.

Polaris Low Voltage

Low Voltage Track Pendant with 36 / 48 LEDs



Body

Pendant luminaire for 48V low voltage track systems with light body in extruded aluminium inclusive of integrated diamond faceted no-dazzle screen in thermoplastic.

Supplied with integrated track adapter, compatible with different models of Stucchi low voltage track system, and 2 x 1.5m pendant wires.

Easy to insert and remove from the track.

Available in configurations of multiple of 4.

Accessories

No accessories available.

Finish

Powder coat in black or white. White version available also with integrated black thermoplastic screen.

LED sources

Light source options: High Power LED.
CRI: 90 | CCT: 3000K, 4000K.
Other CRI, CCT and Tuneable White options available on request.

Optic

Lens plus thermoplastic screen.
UGR < 16.
Four different beam angles available.










Driver

Integrated 48V DC input.
Diming Options: 0-10V, DALI, Casambi.
Check page 42 for more details about diming options.

Applications

An innovative solution for high brilliance and performance. The light source is barely visible, as the miniature light heads create a high contrast and linear light emission. Application areas: residential, hotels, restaurants, retail, corridors.

Compatible with Low Voltage Track Types

-  **2ST1**
Surface Track
-  **2ST6**
Surface Track Pendant Track
-  **2ST2**
Surface Track Pendant Track
-  **2ST7**
Pendant Track For Down Side
-  **2ST9**
Pendant Track For Down Side
-  **2ST8**
Recessed Track Trim
-  **2ST3**
Recessed Track Trimless
-  **2ST5**
Recessed Track Trimless
-  **2STA**
Recessed Track Trimless

More details please see P.37.

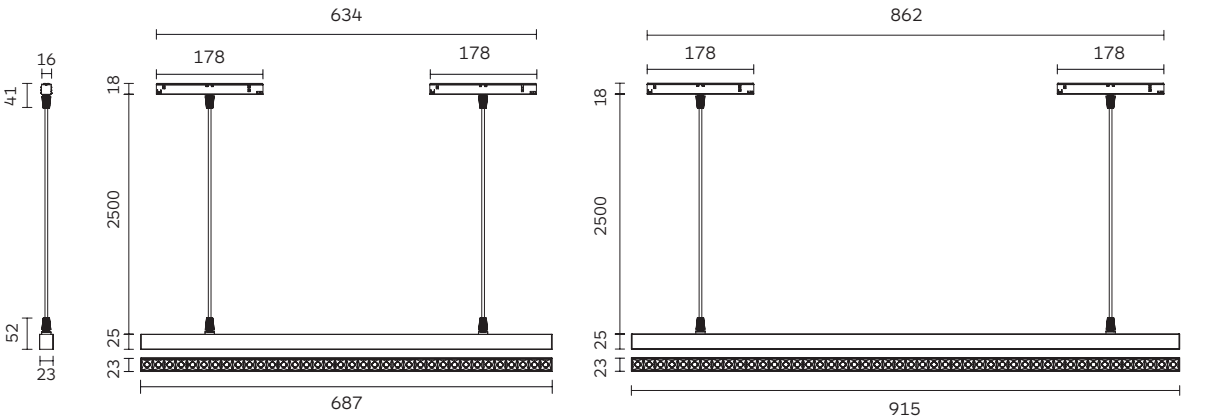
Polaris 20 Low Voltage Pendant



Polaris 20

Low Voltage Track Pendant with 36 LEDs

Low Voltage Track Pendant with 48 LEDs



Code ordering example: **9 7 1 2 B O 1 1 - 9 0 3 0 2 1 D 0 1 0**

	Product Code	Light Source Code*	>CRI	CCT**	LED Power	Nominal Lumen	Beam Angle (BA°)	Driver Options	Finish
Polaris 20 Low Voltage Pendant with 36 LEDs	9712	BO11 High Power LED	90	30 3000K	36x1W	4680 lm	21 / 33 / 45 / 60	D0 No Dim	10 ■ Black
				40 4000K		5400 lm		DA Dali Dim	11 □ White
Polaris 20 Low Voltage Pendant with 48 LEDs	9713				48x1W	6240 lm		DC CASAMBI	17 ▣ B/W
						7200 lm		D1 0-10V Dim	

Notes:

* For complete code ordering information, please see page 47.

** For other CCT options, please contact us.

17: white light body with black integrated louvre. For black body with white integrated louvre consult us.

For the most updated product information, please go to our website.

Polaris Opal Diffuser Low Voltage

Low Voltage Track Pendant



Body

Pendant luminaire for 48V low voltage track systems with light body in extruded aluminium inclusive of white opal diffuser for soft and diffuse illumination.

Supplied with integrated track adapter, compatible with different models of Stucchi low voltage track system, and 2 x 1.5m pendant wires.

Easy to insert and remove from the track.

Accessories

No accessories available.

Finish

Powder coat in black or white.

LED sources

Light source options: High Power LED.
CRI: 90 | CCT: 3000K, 4000K.
Other CRI, CCT and Tuneable White options available on request.

Optic

Opal diffuser. Extra wide beam angle.










Driver

Integrated 48V DC input.
Diming Options: 0-10V, DALI, Casambi.
Check page 42 for more details about diming options.

Applications


An innovative solution for soft and diffuse illumination. The light source is barely visible, as the diffuser helps to create a morbid and uniform light emission.
Application areas: residential, hotels, restaurants, retail, corridors.

Compatible with Low Voltage Track Types

-  **2ST1**
Surface Track
-  **2ST6**
Surface Track Pendant Track
-  **2ST2**
Surface Track Pendant Track
-  **2ST7**
Pendant Track For Down Side
-  **2ST9**
Pendant Track For Down Side
-  **2ST8**
Recessed Track Trim
-  **2ST3**
Recessed Track Trimless
-  **2ST5**
Recessed Track Trimless
-  **2STA**
Recessed Track Trimless

More details please see P.37.

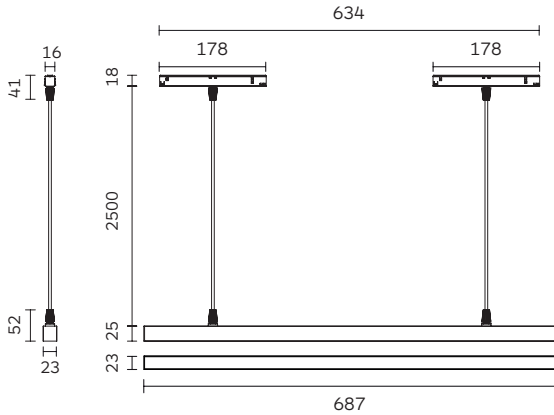
Polaris 20 Opal Diffuser Low Voltage Pendant



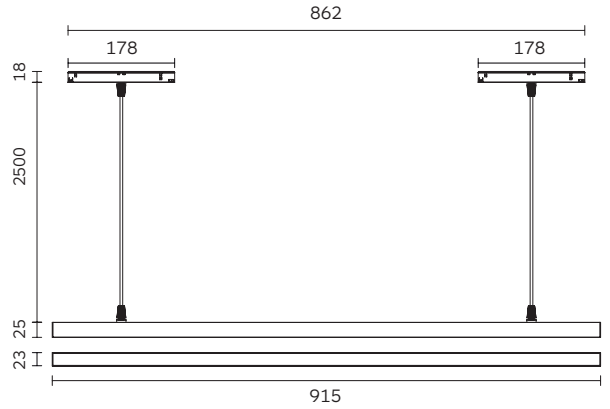
Polaris 20 Opal Diffuse

Polaris 20 Opal Diffuser

Low Voltage Track Pendant L: 687



Low Voltage Track Pendant L: 915



Code ordering example: **9 7 1 4 B O 1 1 - 9 0 3 0 0 0 D 0 1 0**

	Product Code	Light Source Code*	>CRI	CCT**	LED Power	Nominal Lumen	Beam Angle (BA°)	Driver Options	Finish
Polaris 20 Opal Diffuser Low Voltage Pendant L: 687	9714	BO11 High Power LED	90	30 3000K 40 4000K	36W	4680 lm 5400 lm	00	D0 No Dim DA Dali Dim DC CASAMBI D1 0-10V Dim	10 ■ Black 11 □ White
Polaris 20 Opal Diffuser Low Voltage Pendant L: 915	9715	BO11 High Power LED			48W	6240 lm 7200 lm			

Notes:

* For complete code ordering information, please see page 47.
** For other CCT options, please contact us.
For the most updated product information, please go to our website.

Pixo Low Voltage

Low Voltage Track Pendant 25 | 36



Body

Pendant luminaire for 48V voltage track systems with light body in extruded aluminium. Light body available in two diameter (25 and 36mm) and different lengths, to fit any ceiling height .

Exchangable front ring in wide range of colours. Supplied with integrated track adapter, compatible with different models of Stucchi low voltage track system, and 2 x 1.5m pendant wires.

Easy to insert and remove from the track.

Accessories

Decorative ring available in different colours. Transparent acrylic decorative diffuser.

Finish

Powder coat in black or white. Exchangable front ring in different colours.

LED sources

Light source options: High Power LED (Pixo 25). COB LED (Pixo 36).
CRI: 90 | CCT: 3000K, 4000K.
Other CRI and CCT options available on request.

Optic

Lens.
Narrow, medium and wide beam angle available.










Driver

Integrated 48V DC input.
Diming Options: 0-10V, DALI, Casambi.
Check page 42 for more details about diming options.

Applications

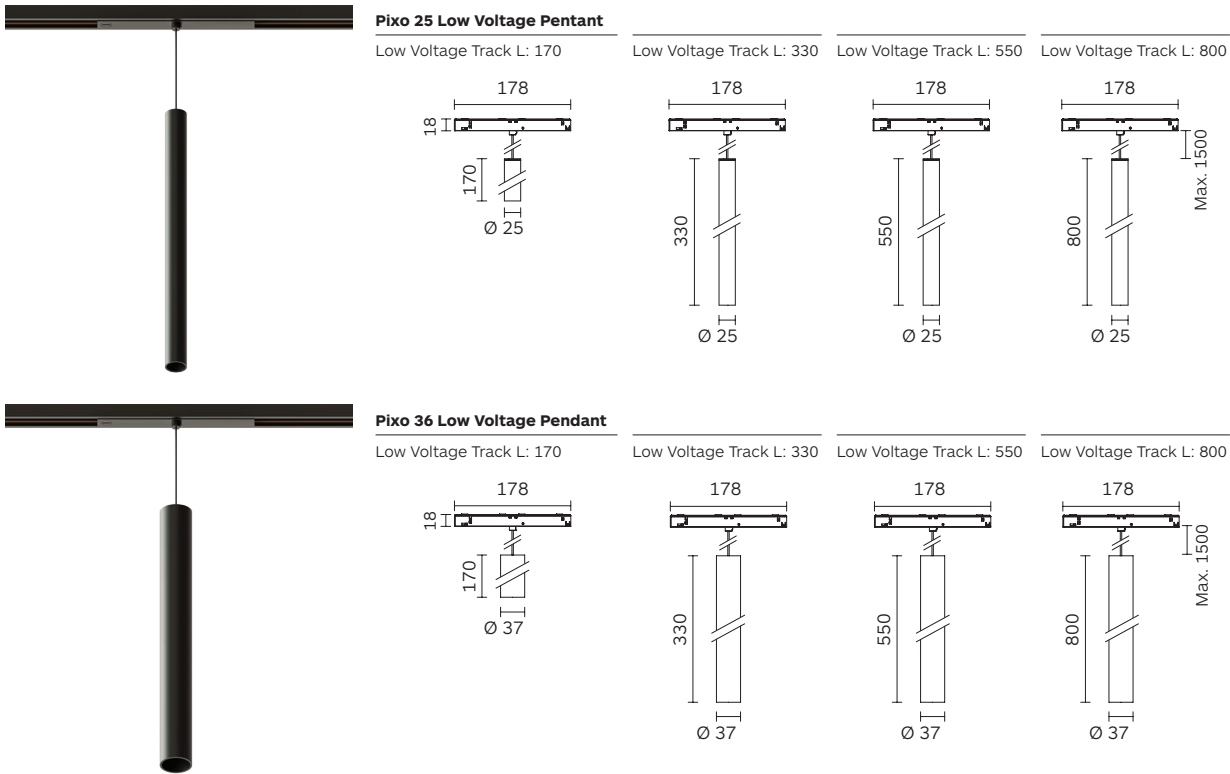
A modern designed pendant ambient light. Its accessories make it the perfect match for sophisticated enviroments. Application areas: residential, hotels, restaurants, retail, corridors.

Compatible with Low Voltage Track Types

- **2ST1**
Surface Track
- **2ST6**
Surface Track Pendant Track
- **2ST2**
Surface Track Pendant Track
- **2ST7**
Pendant Track For Down Side
- **2ST9**
Pendant Track For Down Side
- **2ST8**
Recessed Track Trim
- **2ST3**
Recessed Track Trimless
- **2ST5**
Recessed Track Trimless
- **2STA**
Recessed Track Trimless

More details please see P.37.

Pixo Low Voltage Pendant



Code ordering example: **9 7 0 3 B N 1 1 - 9 0 3 0 1 4 D 0 1 0**

	Product Code	Product Length	Light Source Code*	>CRI	CCT**	LED Power	Nominal Lumen	Beam Angle (BA°)	Driver Options	Finish
Pixo 25 Low Voltage Pendant	9703	170	BN11 High Power LED	90	30 3000K 40 4000K	2W	230 lm 260 lm	14 / 20 / 26 / 32	D0 No Dim DA Dali Dim DC CASAMBI D1 0-10V Dim	10 ■ Black 11 □ White
	9704	330								
	9705	550								
	9706	800								
Pixo 36 Low Voltage Pendant	9707	170	BC31 COB LED			5W	500 lm 550 lm	20 / 26 / 36		
	9708	330								
	9709	550								
	9710	800								

Optical Accessories

Product / Optical Accessories				
Pixo 36 Low Voltage Pendant	2E05	2E07	2E07	2E07

Notes:
* For complete code ordering information, please see page 47.
** For other CCT options, please contact us.
For the most updated product information, please go to our website.

Pixo Zoom Low Voltage

Low Voltage Track Pendant 82



Body

Pendant luminaire for 48V voltage track systems with light body in extruded aluminium.

Beam angle manually adjustable trough ring rotation, from 10° to 35°.

Supplied with integrated track adapter, compatible with different models of Stucchi low voltage track system, and 1.5m pendant wire.

Easy to insert and remove from the track.

Accessories

No accessories available.

Finish

Powder coat in black or white.

LED sources

Light source options: High Power LED (Pixo 25). COB LED (Pixo 36).
CRI: 90 | CCT: 3000K, 4000K.
Other CRI and CCT options available on request.

Optic

Lens.
Adjustable beam angle (10-35°)

Driver

Integrated 48V DC input.
Diming Options: 0-10V, DALI, Casambi.
Check page 42 for more details about diming options.

Applications

A modern designed pendant ambient light. Its accessories make it the perfect match for sophisticated enviroments. The Zoom option add flexibility in designing the shape of light.
Application areas: residential, hotels, restaurants, retail, corridors.

Compatible with Low Voltage Track Types

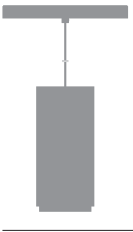
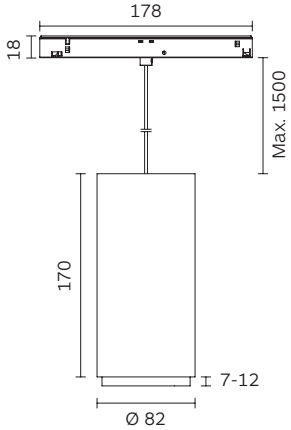
- 2ST1** Surface Track
- 2ST6** Surface Track Pendant Track
- 2ST2** Surface Track Pendant Track
- 2ST7** Pendant Track For Down Side
- 2ST9** Pendant Track For Down Side
- 2ST8** Recessed Track Trim
- 2ST3** Recessed Track Trimless
- 2ST5** Recessed Track Trimless
- 2STA** Recessed Track Trimless

More details please see P.37.

Pixo Zoom 82 Low Voltage Pendant



Pixo Zoom 82
Low Voltage Track



Code ordering example: **9 7 1 1 B C 3 1 - 9 0 3 0 B S D 0 1 0**

	Product Code	Product Length	Light Source Code*	>CRI	CCT**	LED Power	Nominal Lumen	Beam Angle (BA°)	Driver Options	Finish
Pixo Zoom 82 Low Voltage Pendant	9711	170	BC31 COB LED	90	30 3000K	11W	1160 lm	BS (10-35°)	D0 No Dim	10 ■ Black
					40 4000K		1260 lm		DA Dali Dim	11 □ White
									DC CASAMBI	
									D1 0-10V Dim	

Notes:

* For complete code ordering information, please see page 47.
** For other CCT options, please contact us.
For the most updated product information, please go to our website.
BS: Beam shaping, Beam Angle: 10-35°, 35° field angle.

Palla Low Voltage

Low Voltage Track Pendant 70 | 100



Body

Pendant luminaire for 48V voltage track systems with light body in cast aluminium.

Supplied with integrated track adapter, compatible with different models of Stucchi low voltage track system, and 1.5m pendant wire.

Easy to insert and remove from the track.

Available in 2 different sizes.

Accessories

Honeycomb louvre.

Finish

Powder coat in black or white colour.

LED sources

COB LED.
CRI: 90 | CCT: 3000K, 4000K.
Other CRI and CCT versions available on request.

Optic

Lens.
Narrow, medium and wide beam angle available.










Driver

Supplied with no-dimable driver in the driver canopy.
Dimming Options: 0-10V, DALI, Phase, CASAMBI.

Applications

A crisp high tech designed ideal for both direct and indirect lighting applications and it integrates well with virtually any interior while offering excellent and different beam lighting distribution.
Application areas: retail, hotels, restaurants, offices, lobbies.

Compatible with Low Voltage Track Types

-  **2ST1**
Surface Track
-  **2ST6**
Surface Track Pendant Track
-  **2ST2**
Surface Track Pendant Track
-  **2ST7**
Pendant Track For Down Side
-  **2ST9**
Pendant Track For Down Side
-  **2ST8**
Recessed Track Trim
-  **2ST3**
Recessed Track Trimless
-  **2ST5**
Recessed Track Trimless
-  **2STA**
Recessed Track Trimless

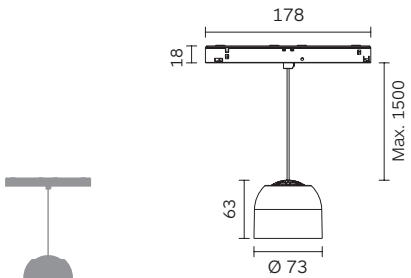
More details please see P.37.

Palla Low Voltage Pendant



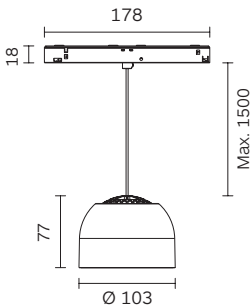
Palla 70 Low Voltage Pendant

Low Voltage Track



Palla 100 Low Voltage Pendant


Low Voltage Track



Code ordering example: 9 7 0 1 B C 2 2 - 9 0 3 0 1 6 D 0 1 0

	Product Code	Light Source Code*	>CRI	CCT**	LED Power	Nominal Lumen	Beam Angle (BA°)	Driver Options	Finish
Palla 70 Low Voltage Pendant	9701	BC22 COB LED	90	30 3000K	12W	1500 lm	16 / 25 / 36	D0 No Dim	10 ■ Black
				40 4000K		1550 lm		DA Dali Dim	11 □ White
Palla 100 Low Voltage Pendant	9702	BC33 COB LED			21W	2200 lm	15 / 24 / 38	DC CASAMBI	
						2300 lm		D1 0-10V Dim	

Optical Accessories



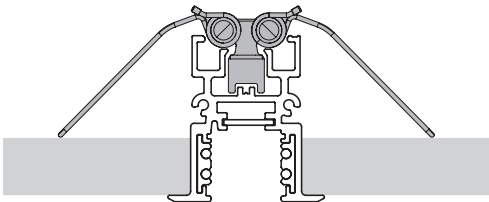
Product / Optical Accessories	Honeycomb Louvre Colour 10
Palla 70 Low Voltage Pendant	2B95
Palla 100 Low Voltage Pendant	2B99

Notes:
* For complete code ordering information, please see page 47.
** For other CCT options, please contact us.
For the most updated product information, please go to our website.

Low Voltage Track Options

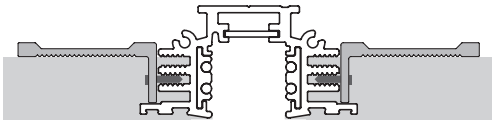
Recessed Trim Track

2ST8 + Art. 9201 Bracket with spring for 2ST8 included



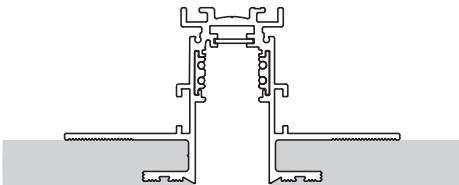
Recessed Trimless Track

2ST3 + Art. 9202 Bracket for 2ST3 trimless track included



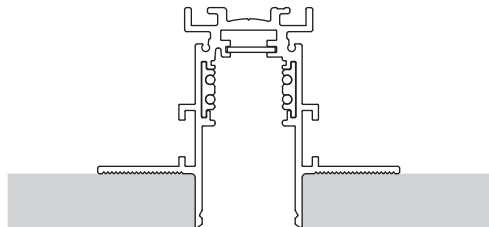
Recessed Trimless Track

2STA



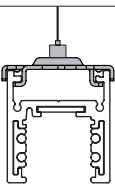
Recessed Trimless Track

2ST5

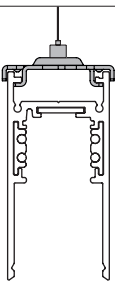


Pendant Track

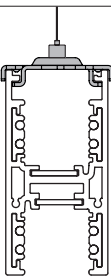
2ST6 +
Pendant
Kits
Art.9226



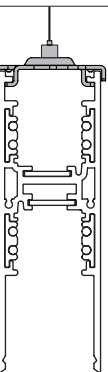
2ST2 +
Pendant
Kits
Art.9226



2ST7 +
Pendant
Kits
Art.9226

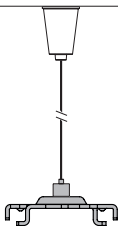


2ST9 +
Pendant
Kits
Art.9226



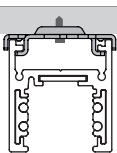
Pendant Kit

Pendant
Kit
Art. 9226

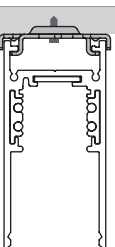


Surface Track

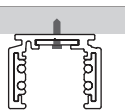
2ST6 +
Surface
Kits
Art.9225



2ST2 +
Surface
Kits
Art.9225



2ST1



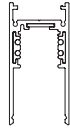
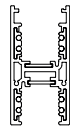
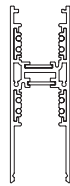






Surface Kit

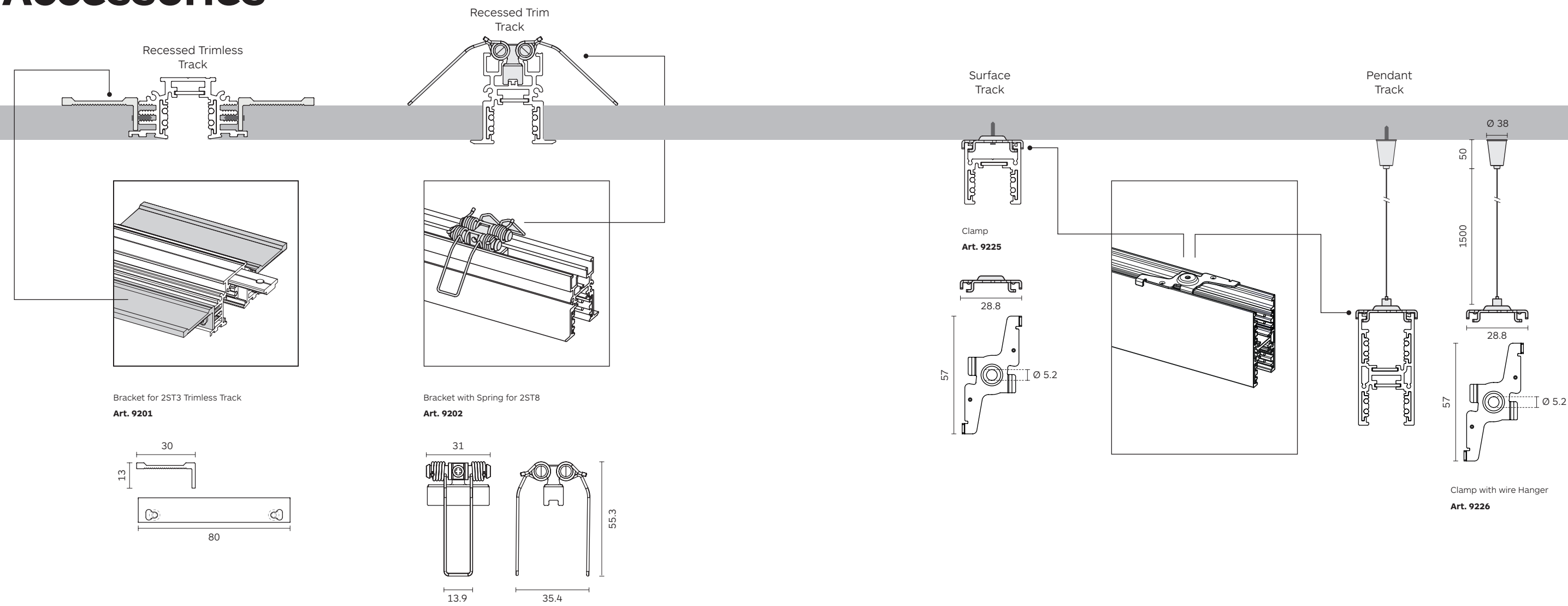
Surface
Kit
Art. 9225



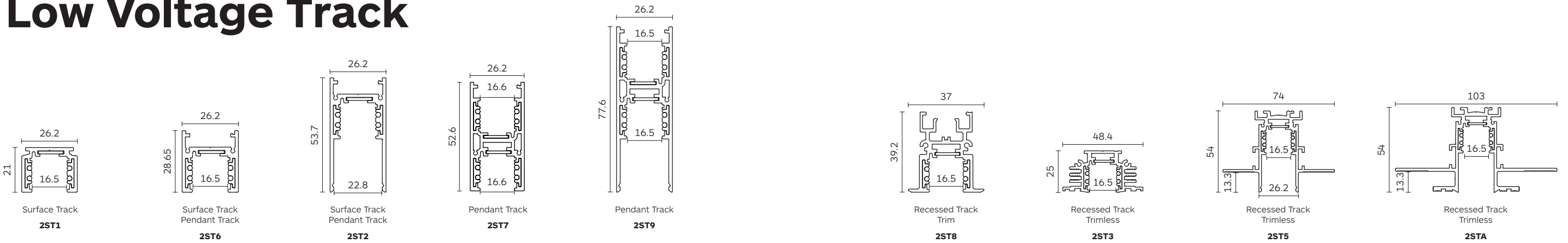
Compatibility

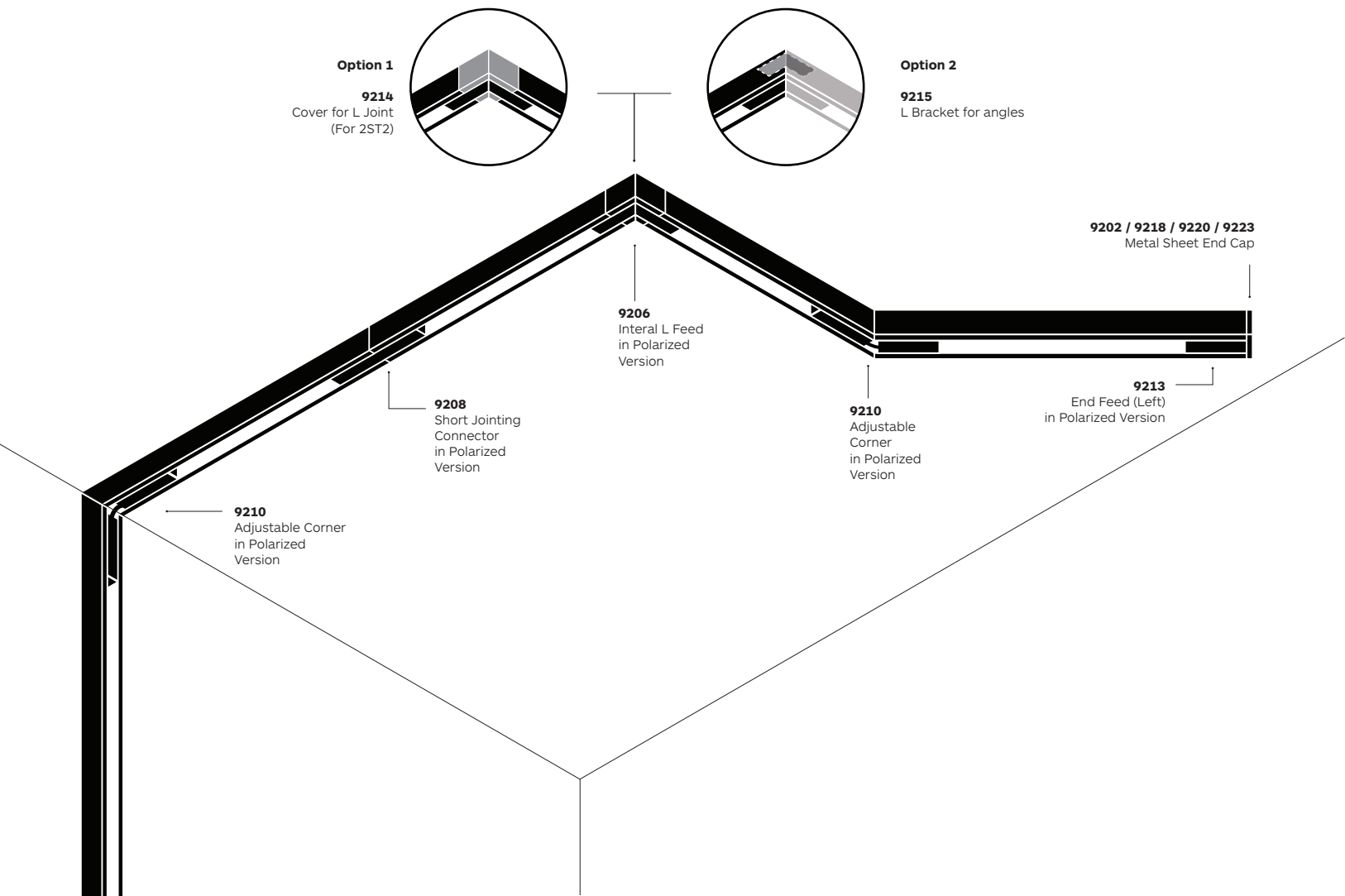
									
Track Options/ Product name	Surface Track 2ST1	Surface Track Pendant Track 2ST6	Surface Track Pendant Track 2ST2	Pendant Track 2ST7 Up & Down	Pendant Track 2ST9 Up & Down	Recessed Track Trim 2ST8	Recessed Track Trimless 2ST3	Recessed Track Trimless 2ST5	Recessed Track Trimless 2STA
Polaris 20 & Polaris 20 Wallwasher Low Voltage	✓	✓	✓	✓	✓	✓	✓	✓	✓
Polaris 20 Opal Diffuser Low Voltage	✓	✓	✓	✓	✓	✓	✓	✓	✓
Polaris 20 Extended Arm Low Voltage	✓	✓	✓	✓	✓	✓	✓	✓	✓
Zero 40 / 66 / 100 Low Voltage	✓	✓		✓	✓	✓	✓		
Zero Zoom 80 Low Voltage	✓	✓		✓	✓	✓	✓		
Ola 55 / 100 / 130 Low Voltage	✓	✓		✓		✓	✓		
Ola Zoom 100 Low Voltage	✓	✓		✓		✓	✓		
Dado Low Voltage	✓	✓		✓		✓	✓		
Rolo Low Voltage	✓	✓		✓		✓	✓		
Conos 68 Low Voltage	✓	✓	✓	✓	✓	✓	✓	✓	✓
Polaris 20 & Polaris 20 Opal Diffuser Low Voltage Pendant	✓	✓	✓	✓	✓	✓	✓	✓	✓
Pixo 25 & 36 Low Voltage Pendant	✓	✓	✓	✓	✓	✓	✓	✓	✓
Pixo Zoom 82 Low Voltage Pendant	✓	✓	✓	✓	✓	✓	✓	✓	✓
Palla 70 & 100 Low Voltage Pendant	✓	✓	✓	✓	✓	✓	✓	✓	✓

Accessories

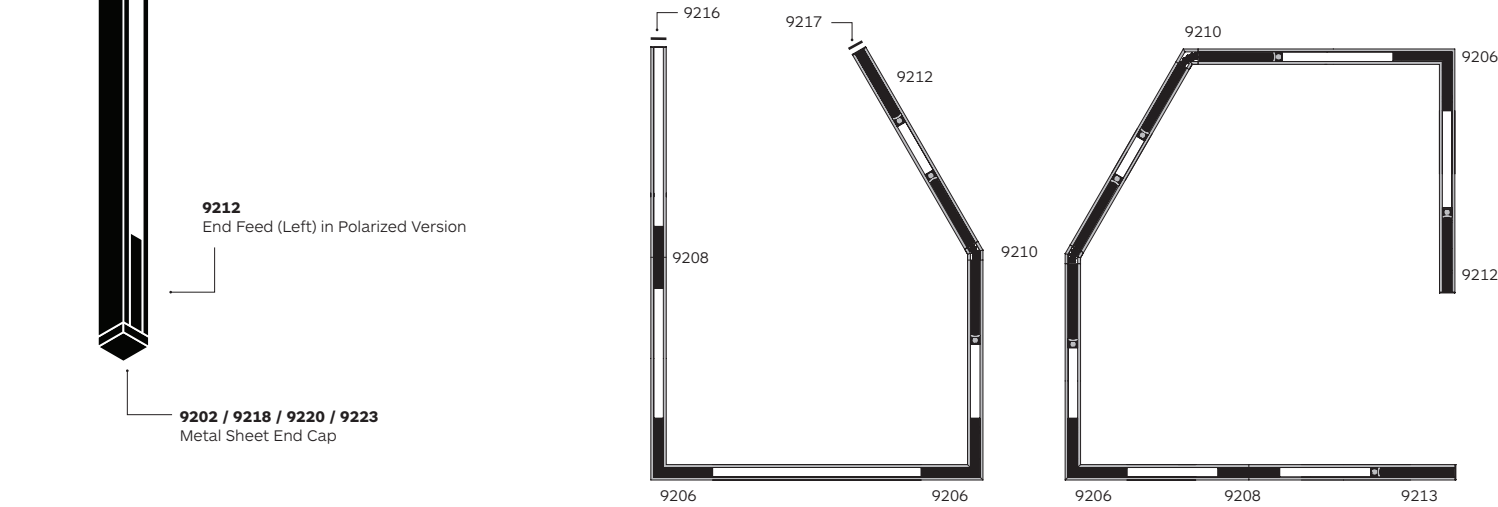


Low Voltage Track





Reference Diagram for Choice of Connectors



Installation Components

	9201 Bracket for 2ST3 trimless track		9225 Clamp
	9202 Bracket with spring for 2ST8		9226 Clamp with Wire Hanger



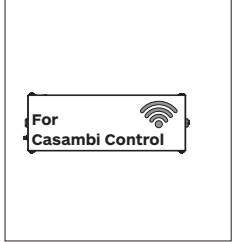


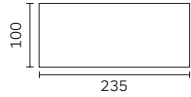
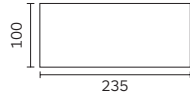



Accessories

	9206* Internal L feed in Polarized Version		9208* Short Jointing connector in Polarized Version
	9202 Bracket with spring for 2ST8		9212* End Feed (Left) in Polarized Version
	9214* Cover for L Joint (For 2ST2)		9213* End Feed (Right) in Polarized Version
	9215 L Bracket for angles		XXXX* Cover for L Joint (For 2ST6)
	9221* Metal sheet End Cap for 2ST2, 2ST5 & 2STA		9216* Metal sheet End Cap for 2ST1
	9222* Metal sheet End Cap with hole for 2ST2, 2ST5 & 2STA		9217* Metal sheet End Cap with hole for 2ST1
	9220* Metal sheet End Cap for 2ST3		9221* Metal sheet End Cap for 2ST6
	9223* Metal sheet End Cap for 2ST8		9222* Metal sheet End Cap with hole for 2ST6
			XXXX* Metal sheet End Cap for 2ST7
			9224* Metal sheet End Cap for 2ST9

Notes:
* Available in colours 10, 11

Driver Options

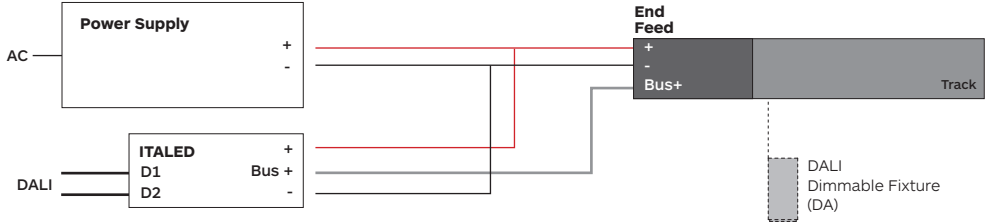
Power Supply

				
Driver for Low Voltage Track 48V 75w	Driver for Low Voltage Track 48V 150w	150W power supply with CASAMBI: BT wireless 0-10V Dimmer	DIN RAIL Power Supply for Low Voltage Track 48V 240w 5A	DIN RAIL Power Supply for Low Voltage Track 48V 480w 10A
Code2E28	Code2E29	Code9229	Code2E30	Code2E31
Size100 x 235 x 31	Size100 x 235 x 31	Size98 x 255	SizeMax. 63 x 125.2 x 113.5	SizeMax. 85.5 x 125.2 x 128.5
				

Dimming Option

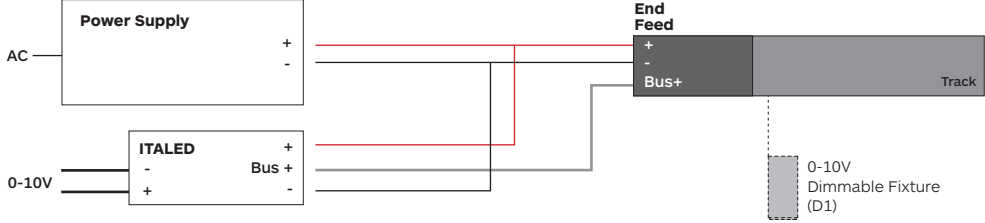
ITALED DALI Controller for Low Voltage Track 48V

2I01




ITALED 0-10V (Isolated) Controller for Low Voltage Track 48V

2I02



150w Power supply with integrated CASAMBI 0-10V Dimmer

9227

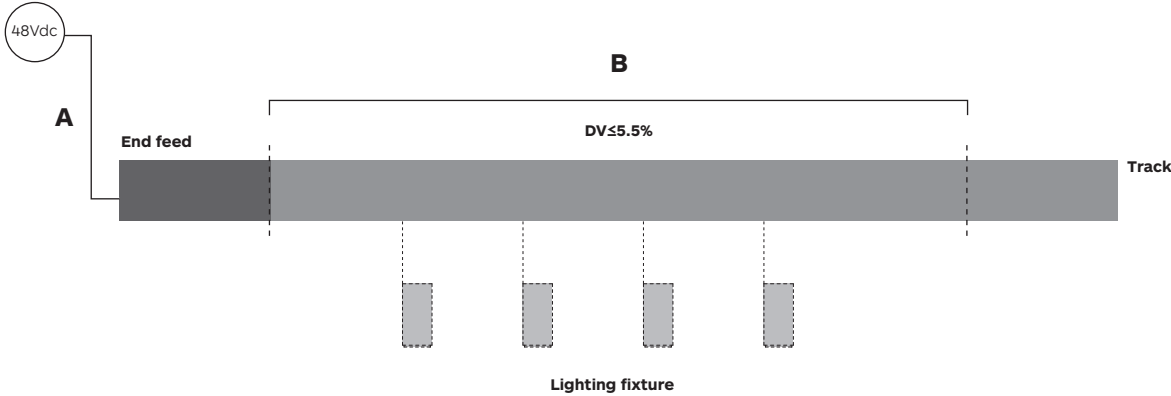


Drop Voltage Table

Power Supply (W)	A Distance power supply/feed unit (2x1.5mm²)			
	5m	10m	20m	30m
	B Track Length with Δv≤5.5% (m)			
	(m)	(m)	(m)	(m)
60	50	50	50	50
100	50	50	40	25
150	50	40	20	Not admitted
200	40	30	Not admitted	Not admitted
250	35	20	Not admitted	Not admitted

Information refers to a load equivalent to the power supplied and equally distributed on the relevant lenght in the table.

Power Supply



Symbols & Icons
Code system
Global presence

Symbols & Icons

The CE mark signifies that a product conforms with the relevant ECC directives requirements. The CE marking is compulsory to indicate LVD and EMC conformity.

The CE mark is also a self certification that the manufacturer claims that the product is safe. The value of such claim is directly related to the case of Formalighting: All products are designed, developed, manufactured under the scope of ISO 9001 quality systems.

All formalighting products are tested in Europe and certified by an independent laboratory that is registered and audited by an approved European testing authority.

Others third party product approvals

Our products include electrical and electronic components that carry other world wide Test House approvals such as those shown:

CLASS I
Luminaires of insulation Class I - with earth connector.

CLASS II
Luminaires of insulation Class II - With safety isolation, this means the tension conduction element is protected by additional isolation. The isolation of an earth wire is not necessary and the connection to it is not allowed.

CLASS III
Luminaires of insulation Class III - designed for operation of protected low voltage supply (>42V).

Passes the 850C glow wire test in accordance with ICE 695-2-1.

Passes the 960C glow wire test in accordance with ICE 695-2-1.

Degree of Ingress Protection*

Dim2Warm

Tuneable White

Recyclable

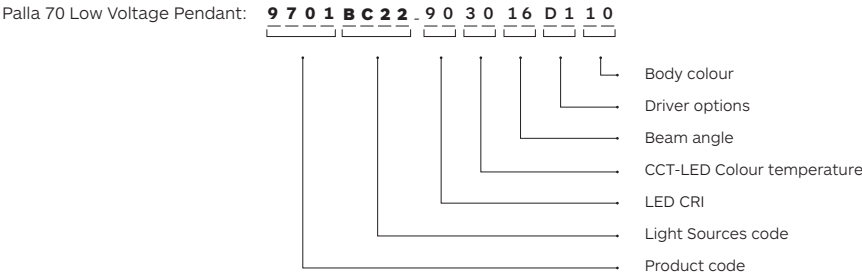


IP__ Degree of Ingress Protection

1st Number	Protection Against Dust and Solid Objects	2nd Number	Protection Against Moisture and Liquids
0	No-Protection	0	No-Protection
1	Protection against solid objects >50 mm	1	Protection against dripping water
2	Protection against solid objects >12 mm	2	Protection against dripping water tilted > 15 deg
3	Protection against solid objects >2.5 mm	3	Protection against spraying water > 30 deg
4	Protection against solid objects >1 mm	4	Protection against spraying water
5	Dust - protected	5	Protection against water jet
6	Dust - tight	6	Protection against waves
		7	Protection against the effects of immersion
		8	Protection against submersion

Code system

Code ordering examples:



LED CRI

90 CRI > 90
97 CRI > 97

Driver Options

D0 No dimming
DA Dali Dim
DC CASAMBI
D1 0-10V Dim

Body Colour

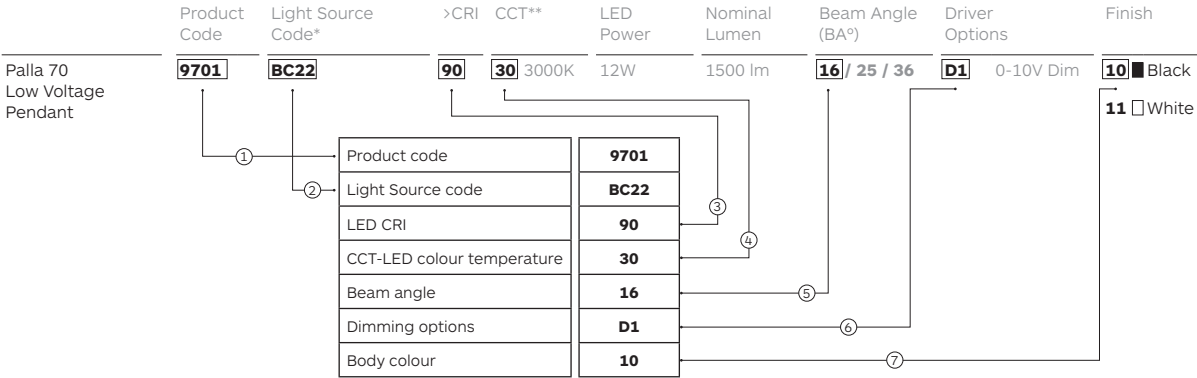
10 Black (RAL 9004)
11 White (RAL 9003)
***17** Black (RAL 9004) / White (RAL 9003) (B&W)
75 Grey (RAL 9006)

Notes:
***17:** white light body with black integrated louvre. For black body with white integrated louvre consult us.

CCT-LED Colour temperature

27 Warm White 2700K
30 Warm White 3000K
35 Warm White 3500K
40 Neutral White 4000K
TW Tuneable White 2700K - 6500K

How to order



All dimensions in the catalogue in mm

Global presence

Celebrating 50 years of vision, dedication and innovation, Formalighting's versatile and high-quality product offerings extends internationally via our headquarters in Hong Kong, London, Milan, Shanghai and the USA. Our well chosen and selected partners as well as our affiliated international offices broaden our global presence further in markets such as Australia, Japan, South East Asia, India and the Middle East.

Through our commitment to growth and investment within formalighting's professional team, infrastructure and product ranges, we are able to provide increasing service to our global retail and hospitality clients as well as lighting designers and specifiers strengthening our position as a leading international supplier of innovative architectural lighting solutions and systems.

With 50 years' experience in designing and manufacturing architectural lighting, formalighting's comprehensive portfolio offers a competitive range of European designed and expertly engineered products that carry CB, CE, CCC and UL certifications.

Furthermore formalighting's latest award-winning motorized range of track, pendant, and recessed fixtures, featuring remote-controlled adjustable pan and tilt, dim, dim to warm, tuneable white and beam shaping lens, are available worldwide incorporating the latest, most advanced lighting technologies.

Headquarters

Europe / Milan

Tel (+39) 02 9354 0300
Fax (+39) 02 9343 5117
E- mail formaitalia@formalighting.it

Asia / Hong Kong

Tel (+ 852) 2516 6500
Fax (+ 852) 2516 6525
E- mail forma@forma.com.hk

USA / New York

Tel (+ 1) 470 419 4003
E- mail info.us@formalighting.com

Formalighting is constantly developing and improving its products therefore all information, drawings illustrations, specifications, photometric values in this catalogue are idicatives and shall not form part of any commitment to our company that reserve the right to change specifications without prior notification or public announcement. Technical information on the installation-instruction has precedence over the information in the catalogue. Our general terms and conditions shall apply notwithstanding any stipulation on the contrary to all the orders and agreement with formalighting. You can obtain a copy of these conditions on demand.

Publication date: February 2020
©Copyright formalighting

With thank to all contributors for the realization of this catalogue

Designed by formalighting Graphic Design Department

No part of this catalogue may be copied without written authorization of formalighting

www.formalighting.com

formalighting

HONG KONG

-

LONDON

-

MILAN

-

SHANGHAI

-

NEW YORK